

CLINICAL PROFILE AND KIDNEY FUNCTION OF SGLT2I AND GLP-1RA NEW USERS WITH CKD AND TYPE 2 DIABETES IN DENMARK:

A NATIONWIDE POPULATION-BASED STUDY PART OF THE FOUNTAIN PLATFORM

R.W. Thomsen (1), I.T. Andersen (1), F.P.B. Kristensen (1), P.V. Munch (1), M. Pladevall-Vila (2), C. Johannes (3), N. Saigi-Morgui (2), R. Ziemiecki (4), J.B. Layton (4), D. Vizcaya (5), A. Gay (6), A. Farjat (7), F. Liu (8), N.G. Oberprieler (9), C.F. Christiansen (1)

1 Department of Clinical Epidemiology, Aarhus University & Aarhus University Hospital, Aarhus, Denmark

2 RTI-HS, Barcelona, Spain

3 RTI-HS, Waltham, MA, US

4 RTI-HS, Research Triangle Park, NC, US

5 Bayer, Sant Joan Despí, Spain

6 Bayer AG, Berlin, Germany

7 Bayer, Reading, UK

8 Bayer AG, Wuppertal, Germany

9 Bayer AS, Oslo, Norway.



Reimar W. Thomsen

rw@clin.au.dk

Presentation
number: 881

Submission-Number:
A-23-1005-EASD

Short Oral
Discussion Event C

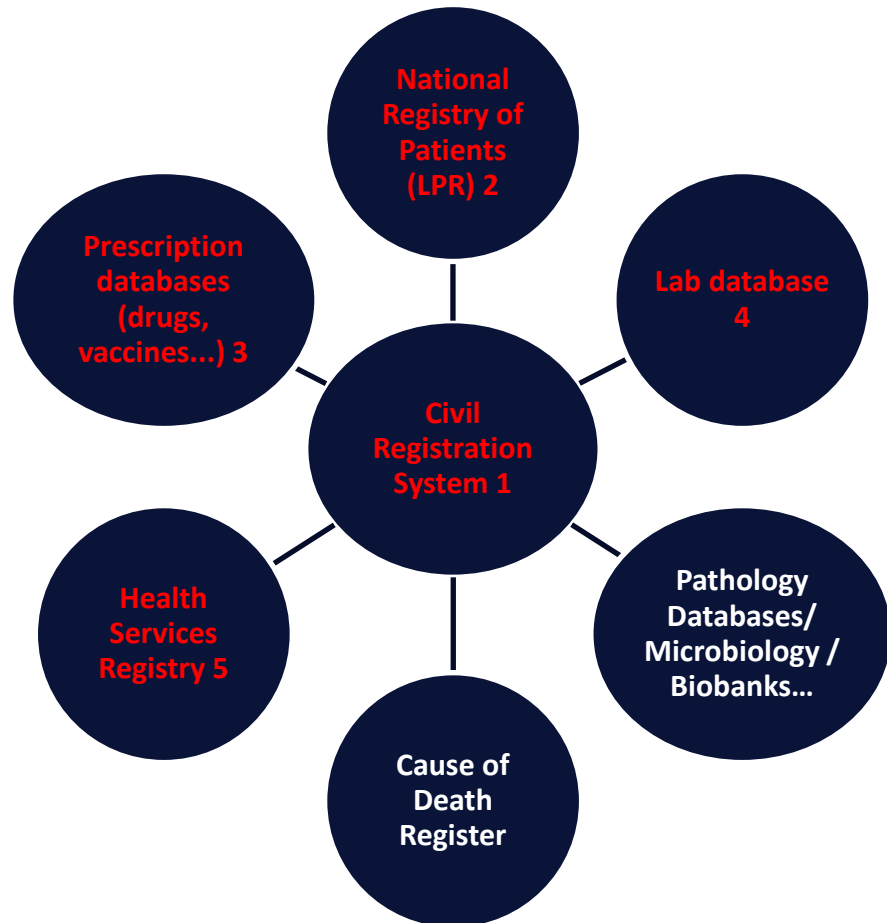
SO 75 Clinical
outcomes and
biomarkers in
diabetic kidney
disease

Wednesday Oct 4
12:45 - 13:45

Introduction

- The clinical landscape for the treatment of patients with chronic kidney disease (CKD) and type 2 diabetes (T2D) is rapidly evolving!
- **Can we use databases to characterize patients with CKD and T2D who initiated an SGLT2i or GLP-1RA in a real-world clinical setting?**

Methods



- Nationwide population-based cohort study based on prospective healthcare databases for all of Denmark (pop 5.9 M), 2012-2021
- People with both CKD and T2D identified by combination of lab values, hospital diagnosis codes, and prescriptions for T2D drugs
- CKD defined as one of the following:
 - 2 eGFR test results between 15 and < 60 mL/min/1.73 m², *or*
 - 2 urinary albumin-to-creatinine ratio (UACR) tests ≥ 30 mg/g, *or*
 - CKD hospital diagnosis
- Among CKD+T2D individuals, we observed:

21,739 new users of SGLT2i and 18,929 new users of GLP-1RA!

1 Schmidt M et al., Eur J Epidemiol 2014;29:541–549

2 Schmidt M et al., Clin Epidemiol. 2015;7:449-90

3 Pottegård A, et al., Int J Epidemiol. 2017; 46(3): 798–798f

4 Arendt JFH et al., Clin Epidemiol. 2020; 12: 469–475.

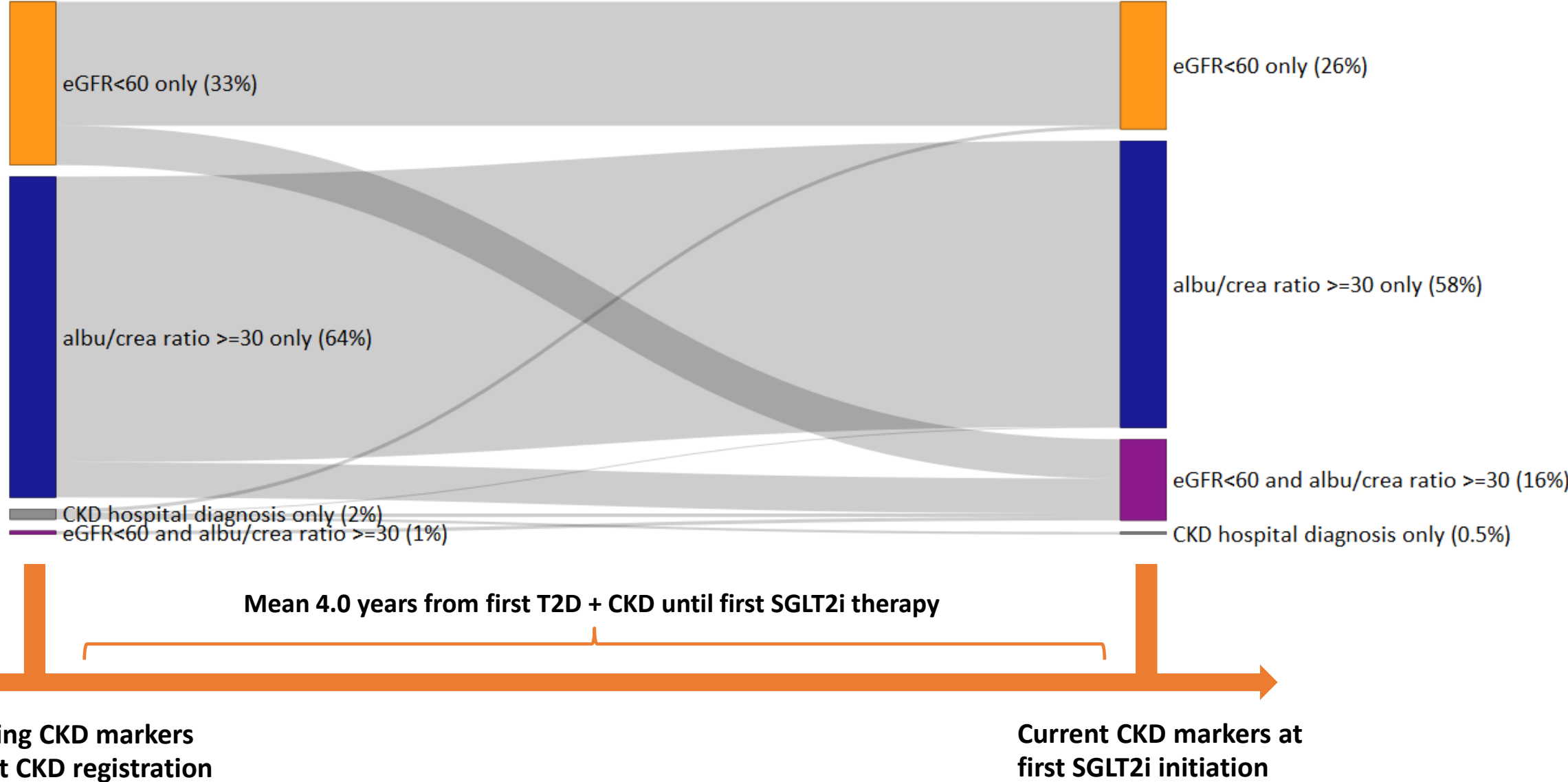
5 Andersen JS et al. Scand J Public Health. 2011 Jul;39(7 Sup):34-7

-> References for most Danish registries, see: <http://www.dsfe.dk/danish-registries/>

Results

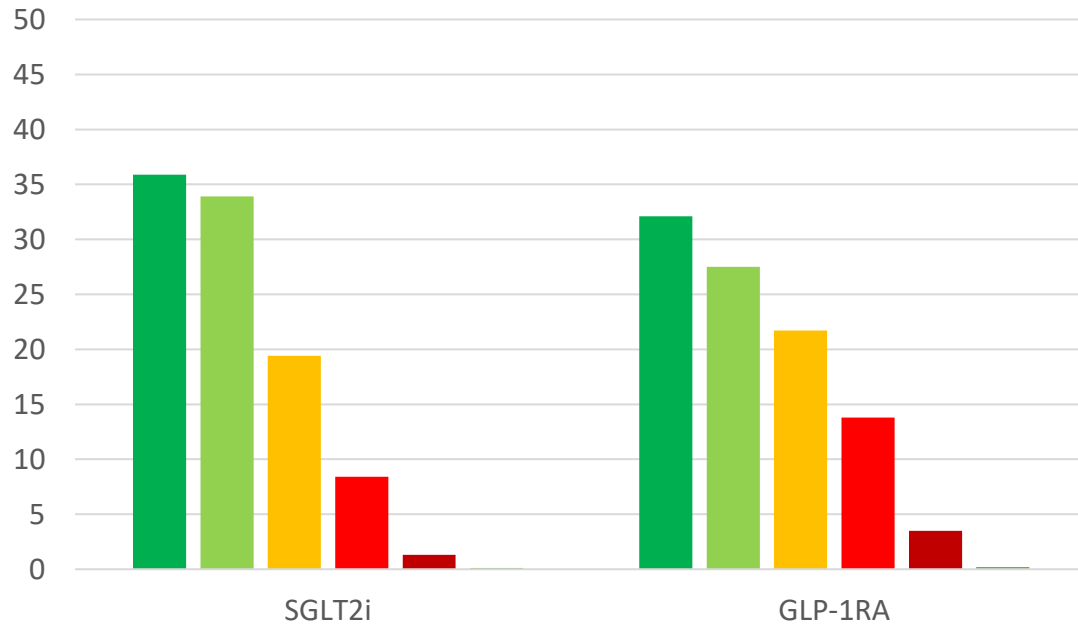
	New user cohorts with T2D and CKD (2012-2021)	
	SGLT2i initiators	GLP-1RA initiators
N	21,739	18,929
Age, mean	66.5 y	66.2 y
Female	35.5%	40.6%
Duration of CKD, mean	3.9 y	4.0 y
Duration of T2D, mean	11.2 y	11.6 y
Atherosclerotic cardiovascular disease	44.5%	41.8%
Heart failure	16.6%	12.9%
Hypertension	80.8%	80.3%
<i>T2D therapy (last 180 days)</i>		
No GLD	9.7%	12.6%
GLD monotherapy	41.6%	38.4%
GLD polytherapy	48.7%	49.0%
Insulin use	30.6%	38.7%
Hba1c, median	65 mmol/mol	67 mmol/mol
<i>CKD therapy (last 90 days)</i>		
SGLT2i use	0%	22.1%
GLP-1RA use	21.7%	0%
sMRA use	8.9%	7.6%
ACEi or ARB use	61.2%	59.5%

Kidney dysfunction when CKD first registered, versus when therapy initiated
(only SGLT2i data shown, similar pattern observed among GLP-1RA initiators)



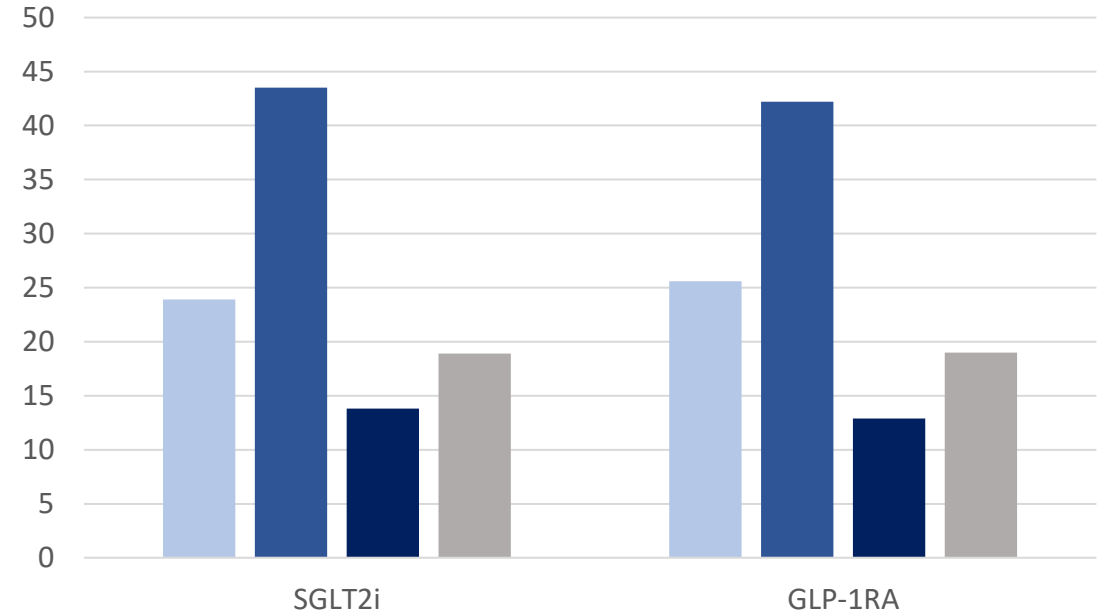
CKD stages at time of SGLT2i or GLP-1RA initiation

eGFR based CKD stages (% of total)



- Stage 1: ≥ 90 , normal or high
- Stage 2: 60-89, mildly decreased
- Stage 3a: 45-59, mildly to moderately decreased
- Stage 3b: 30-44, moderately-severely decreased
- Stage 4: 15-29, severely decreased
- Stage 5: < 15 OR treated by dialysis, kidney failure

UACR based CKD stages (% of total)



- A1: < 30 , normal to mildly increased
- A2: 30-300, moderately increased (formerly 'microalbuminuria')
- A3: > 300 , severely increased (includes nephrotic syndrome, $> \sim 2,000$)
- No assessment of ACR recorded in year before index date

Conclusions: Key summary points

1. Using Danish healthcare data, we could establish a cohort of patients with T2D and CKD applicable for clinical research
2. We observed that in this group, initiators of SGLT2i and GLP-1RA shared many similarities, both with respect to their T2D and CKD
3. Defining CKD by a combination of eGFR and UACR values yielded a population with a high burden of albuminuria



AARHUS
UNIVERSITY